

# ***TARGET HARDENING***

## **SECURING YOUR HOME**



**LANSING POLICE  
DEPARTMENT**

**OFFICER JEROMY CHURCHILL**

**NORTH PRECINCT**

**517-483-4469**

**JCHURCHILL@CI.LANSING.MI.US**

**OFFICER SARAH NOLEN**

**SOUTH PRECINCT**

**517-272-7487**

**SNOLEN@CI.LANSING.MI.US**

# SECURITY SURVEY

( 4 Steps )

- Determine existing security in your home
- Identify deficiencies
- Establish the protection needed
- Recommend measures to enhance overall security



# SECURING YOUR HOME

## STEP ONE



## PERIMETER

(ENTIRE PERIMETER, FENCING, BUSHES, TREES, LIGHTING)

- **LANDSCAPE-** UNMAINTAINED AND OVERGROWTH PROVIDE CONCEALMENT FOR INTRUDERS
- **LIGHT** -FLOODLIGHTING-BATHES LARGE AREAS, FIXTURE FOR EVERY DOOR WITH HIGH PRESSURE SODIUM BULBS, FOR LARGE AREAS USE INCANDESCENT FLOODLIGHTS, MOTION SENSORS OR PHOTOCELLS WHICH ARE DUSK TILL DAWN LIGHTS. **STUDIES HAVE SHOWN THAT YOUR CHANCES OF BECOMING A BURGLARY VICTIM CAN BE REDUCED UP TO 70% WITH PROPER APPLICATION OF SECURITY LIGHTING.**
- **FENCING-** IS IN WORKING CONDITION, CHAIN LINK, 7-8 FEET DISCOURAGE CLIMBING, POSTS NEED TO BE CEMENTED. PRIVACY FENCES ALLOWS THE CRIMINAL TO HIDE.

# SECURING YOUR HOME

## STEP TWO

### EXTERIOR



- **DOORS** (STEEL, WOOD, SOLID)
  - **DOOR SYSTEM-** (3 PARTS: LOCK-FRAME-HINGE)
    - FRAME- SOLID WOOD OR STEEL
    - DOOR AT LEAST  $\frac{3}{4}$  INCH THICK
    - HINGE- NO OUTWARD EXPOSED PIN HINGES, USE HINGES WITH FOUR+ HOLES
- **LOCKS** 3 TYPES: SINGLE CYLINDER, DOUBLE CYLINDER, AND KNOB/KEY LOCKS
  - SCREWS 3 INCH, STRIKE PLATES 4 HOLES, LOCKS W/DEADBOLT 1 INCH AND CASE HARDENED, GLASS ON DOOR 40 INCH RULE) (LOCK BUMPING AND PICKING)
- **WINDOWS** -SECURITY FILM, LOCKS OR CRESCENT LATCH, ALARM, GLASS BREAKS
- **LANDSCAPE** -CAN SOMEONE HIDE BEHIND TO GET IN WINDOW

# SECURING YOUR HOME

## STEP THREE

### INTERIOR

- ALARM-
  - DISPLAY DECALS, BE SURE OF BACK UP BATTERY, UPDATE SYSTEM ANNUALLY)
- SLIDING GLASS DOORS( SECURE WITH BAR)
- BASEMENT WINDOWS ( USE GLASS BLOCKS)



# WINDOWS

## - WINDOWS (WEAKEST POINT)

- SECURITY GLAZE/FILM- 3M™ Scotchshield™ Safety and Security Film (Exterior) SH4CLARXL This clear 3M Safety and Security Film is a single-layer 4mil clear abrasion resistant safety and security window film.

## - TYPE OF WINDOW

### - DOUBLE HUNG-

-SIMPLEST METHOD- PLACE A SNUG FITTING  $\frac{3}{4}$  IN DOWEL ON BOTH SIDES OF THE WINDOW, ABOVE THE BOTTOM FRAME

- DRILL HOLE THROUGH SLIDING PORTION, HALFWAY INTO STATIONARY PORTION. PLACE STRONG NAIL IN HOLE. ANOTHER HOLE ABOUT 4 INCHES FROM FIRST, TO BE ABLE TO OPEN BUT STILL SECURE) (FIRE SAFETY)

-LOCKS- INSTALL A KEYED OR TWIST LOCK ABOVE SLIDING PORTION OF WINDOW. KEEP KEY NEARBY. CYLINDER LOCKS WITH ONE KEY ARE RECOMMENDED.

### -SLIDING WINDOWS-

-SIMPLEST METHOD- PLACE A SNG FITTING METAL OR WOODEN DOWEL ON THE BOTTOM TRACK TO KEEP THE WINDOW FROM BEING FORCED OPEN.  $\frac{1}{2}$  DIAMETER, IF OVER 3FT, USE  $\frac{3}{4}$  DIAMETER.

-PIN- AT THE BOTTOM OF TRACK (SLIDING GLASS DOORS) DRILL HOLE AT DOWNWARD ANGLE THROUGH INNER FRAME AND HALF INTO OUTER FRAME, LARGE ENOUGH FOR NAIL. SLIDE PIN OR NAIL INTO HOLE. NOT FOR INSULATED WINDOWS OR DOORS.

- SCREEN- HEAVY DUTY SCREENS RECOMMENDED WITH MINIMUM OF  $\frac{3}{4}$  NCH OF 9 GUAGE WIRE. INSTALL MESH ON OUTSIDE WITH ONE-WAY SCREWS OR 3INCH LAG BOLT TO MAKE REMOVAL DIFFICULT

- TWO BAD WINDOWS- PUSH OUT AND LOUVERED WINDOWS- PUSH OUT CAN BE SECURED WITH A HOLE AND PIN, BUT POSE FIRE HAZARD. LOUVERED ARE ATTRACTIVE BUT PANELS CAN BE EASILY REMOVED AND NO WAY TO PROPERLY SECURE THEM.

- BASEMENT WINDOWS- WITHOUT BLOCKS CAN BE EASILY PRYED OPEN, USE DOWEL OR THROUGH THE FRAME, DRILL STEET METAL SCREWS.



# GARAGES

- DOOR TO GARAGE FROM HOUSE WEAKEST DOOR IN HOME, USE SOLID WOOD WITH NO WINDOWS
- LOCKS- USE A LOCK
- GARAGE DOOR- SECURE WITH A PAD LOCK OR CHAIN ON THE INSIDE
- LIGHTING





# PRICES

## EXTERIOR/ PERIMETER

SECURITY MOTION LIGHTS (OUTSIDE ON EACH SIDE OF HOUSE)	\$19.99-\$59.99
TRIMMERS ( TRIM SHRUBS AND TREES AT HOUSE AND WINDOWS)	\$9.99

## INTERIOR

LIGHT TIMERS (INSIDE WHEREVER NEEDED)	\$9.99
---------------------------------------	--------

### DOORS:

DEAD BOLT LOCK WITH 1INCH THROW	\$19.99
STRIKE PLATE WITH 4 HOLES	\$2.46
3 INCH SCREWS FOR STRIKE PLATE AND LOCK	\$0.06
3 INCH SCREWS FOR HINGES ON DOOR	\$0.06

### WINDOWS:

DRILL BIT 7/64 FOR DRILLING HOLE	\$2.37
2 INCH PIN FOR HOLE	\$0.20
SECURITY FILM- 3M DEALER CHARGE BY SQ FT.	

# STATISTICS

- EVERY 11 SECONDS, THERE IS A BURGLARY IN THE U.S.
- 60% OF RESIDENTIAL BURGLARIES OCCUR DURING THE DAYLIGHT (6AM – 10AM)
- MICHIGAN 2006, THERE WERE 76,107 REPORTED BURGLARIES
- MICHIGAN 1980, THERE WERE 160,688 REPORTED BURGLARIES
- BACK SIDE OF THE HOUSE IS THE MOST USED POINT OF A BURGLARY (BACK DOOR, WINDOW)
- 50% OF HOME BURGLARIES ARE THROUGH UNLOCKED WINDOWS AND DOORS.

# VACATION



- REPAIR AND USE RECOMMENDED TOOLS FROM SECURITY SURVEY
- NOTIFY NEIGHBORS, NEIGHBORHOOD WATCH, AND CHOOSE SOMEONE TO TRUST WITH KEY/ ALARM WHILE GONE
- STOP MAIL AT POST OFFICE
- CANCEL DELIVERIES (NEWSPAPER)
- MAKE HOME LOOK OCCUPIED : MOW GRASS, SHOVEL SNOW
- DO NOT LEAVE EASILY STOLEN ITEMS OUT: MOWERS, BIKES, LAWN CHAIRS, GRILLS
- HIDE ALL VALUABLES IN HOME: JEWELRY, CHECKS, CREDIT CARDS
- UNPLUG GARAGE DOOR OPENER AND SECURE WITH PADLOCK
- PARK CAR AT HOME WHERE SOMEONE WILL BE THERE
- AVOID PUBLICITY

# SECURITY SURVERY

- RESIDENTIAL
- BUSINESS







# FOUR D'S TO RISK REDUCTION


- DETER- KEEP CRIMINAL FROM BREAKING IN
- DETECT- DETECT THEM IF THEY DO BREAK IN-SO POLICE CAN RESPOND
- DELAY- SO CRIMINAL CAN BE APPREHENDED
- DENY- THE CRIMINAL ACCESS TO OTHER AREAS OF YOUR HOME











# HOMES IN LANSING





Do you see the subject climbing in the window?











**THANK YOU**